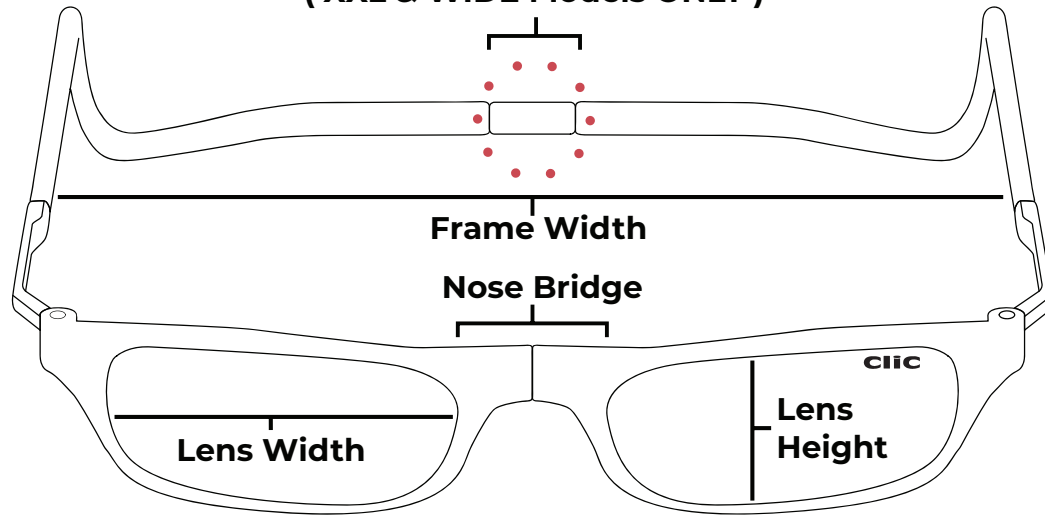


SIZE	STYLE	FRAME WIDTH	LENS WIDTH	LENS HEIGHT	NOSE BRIDGE	ADJUSTABLE TEMPLE LENGTH	HEADBAND CIRCUMFERENCE
XS	KIDS GOGGLE	116 mm / 4.5 in	54 mm / 2.15 in	38 mm / 1.5 in	20 mm / 0.8 in	7.25 in - 7.75 in	15 in - 16.5 in
XS - S	MEDICAL	134 mm / 5.25 in	83 mm / 3.25 in	40 mm / 1.6 in	15 mm / 0.6 in	7.75 in - 8.25 in	17 in - 18 in
S	MONARCH	142 mm / 5.6 in	64 mm / 2.5 in	39 mm / 1.55 in	18 mm / 0.7 in	7.5 in - 8 in	17 in - 18 in
	SUNGLASS II	137 mm / 5.4 in	74 mm / 2.9 in	39 mm / 1.55 in	16 mm / 0.75 in	7.75 in - 8.25 in	17 in - 18 in
S - L	HOVEN MEAL TICKET	140 mm / 5.5 in	59 mm / 2.3 in	37 mm / 1.45 in	19 mm / 0.75 in	8.25 in - 9.25 in	17.75 in - 19.75 in
M - L	AVIATOR	139 mm / 5.5 in	55 mm / 2.15 in	45 mm / 1.75 in	14 mm / 0.55 in	8 in - 9 in	19 in - 20.5 in
	EURO	137 mm / 5.4 in	54 mm / 2.15 in	26 mm / 1 in	20 mm / 0.8 in	7.5 in - 8.1 in	18.5 in - 20 in
	FLEX	142 mm / 5.6 in	51 mm / 2 in	29 mm / 1.15 in	21 mm / 0.8 in	7.75 in - 8.5 in	19.25 in - 20.5 in
	HALF FRAME	133 mm / 5.25 in	54 mm / 2.15 in	27 mm / 1.05 in	20 mm / 0.8 in	7.6 in - 8.25 in	19 in - 20.5 in
	HOVEN MONIX	142 mm / 5.6 in	58 mm / 2.3 in	39 mm / 1.55 in	19 mm / 0.75 in	7.6 in - 8.75 in	18.75 in - 20.25 in
	MANHATTAN	134 mm / 5.25 in	55 mm / 2.15 in	42 mm / 1.65 in	22 mm / 0.85 in	7.5 in - 8.25 in	18.75 in - 20 in
	ORIGINAL	134 mm / 5.25 in	49 mm / 1.9 in	28 mm / 1.1 in	21 mm / 0.8 in	7.6 in - 8.4 in	18.75 in - 20.75 in
	VINTAGE	135 mm / 5.3 in	45 mm / 1.75 in	37 mm / 1.45 in	25 mm / 1 in	7.75 in - 8.5 in	19 in - 20.25 in
M - XL	ASHBURY WIDE	139 mm / 5.5 in	139 mm / 5.5 in	36 mm / 1.4 in	20 mm / 0.8 in	7.25 in - 8 in	19.5 in - 22 in
	ORIGINAL LONG	140 mm / 5.5 in	140 mm / 5.5 in	28 mm / 1.1 in	21 mm / 0.8 in	8 in - 9 in	19.5 in - 21.5 in
L - XL	ASHBURY	142 mm / 5.6 in	52 mm / 2 in	36 mm / 1.4 in	20 mm / 0.8 in	7.5 in - 8.25 in	20 in - 21.5 in
	AVIATOR XXL	143 mm / 5.7 in	60 mm / 2.35 in	45 mm / 1.75 in	15 mm / 0.6 in	8 in - 8.75 in	20 in - 21.75 in
	CLASSIC	137 mm / 5.4 in	44 mm / 1.75 in	35 mm / 1.35 in	24 mm / 1 in	8 in - 8.75 in	19.75 in - 21.25 in
	EXECUTIVE	140 mm / 5.5 in	55 mm / 2.15 in	30 mm / 1.2 in	17 mm / 0.65 in	7.6 in - 8.5 in	19.75 in - 21 in
	ORIGINAL XL	142 mm / 5.6 in	51 mm / 2 in	24 mm / 1 in	20 mm / 0.8 in	8 in - 9 in	19.5 in - 21 in
	SONOMA	142 mm / 5.6 in	55 mm / 2.15 in	27 mm / 1.05 in	19 mm / 0.75 in	7.5 in - 8.25 in	20 in - 21.5 in
L - XXL	ORGINAL XXL	142 mm / 5.6 in	49 mm / 1.9 in	28 mm / 1.1 in	21 mm / 0.8 in	8.25 in - 8.75 in	20.25 in - 22.75 in
	VINTAGE XXL	144 mm / 5.8 in	45 mm / 1.75 in	37 mm / 1.45 in	25 mm / 1 in	8 in - 8.75 in	20 in - 22.25 in
XL - XXL	EXECUTIVE XL	150 mm / 5.9 in	55 mm / 2.15 in	30 mm / 1.2 in	17 mm / 0.65 in	8.25 in - 9 in	21.25 in - 22.75 in
ONE SIZE FITS ALL	EXECUTIVE TUBE	140 mm / 5.5 in	55 mm / 2.15 in	32 mm / 1.25 in	17 mm / 0.65 in	7.25 in - 11 in	16.5 in - 25.5 in
	PANTOS TUBE	127 mm / 5 in	45 mm / 1.75 in	40 mm / 1.6 in	21 mm / 0.8 in	7 in - 11.5 in	17 in - 25.5 in

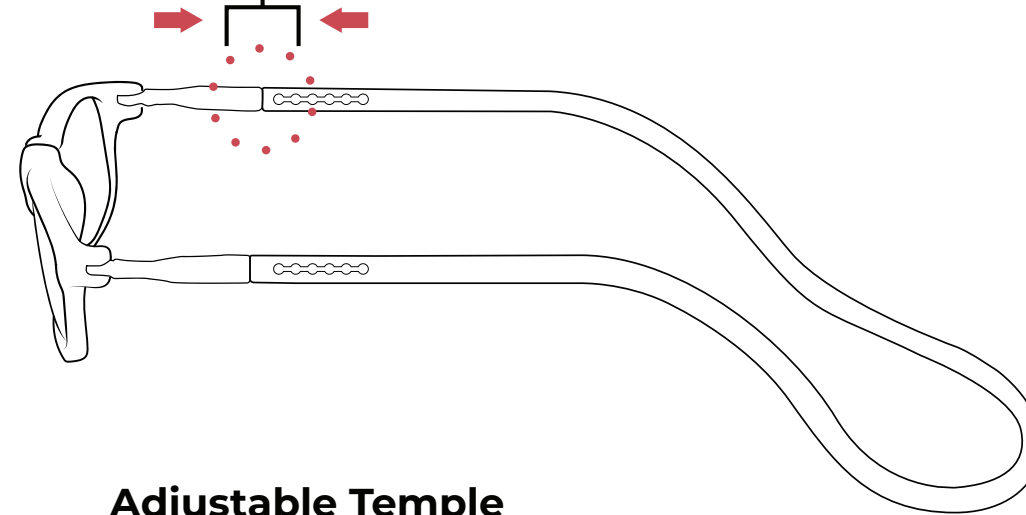
# MEASURING GUIDE

---

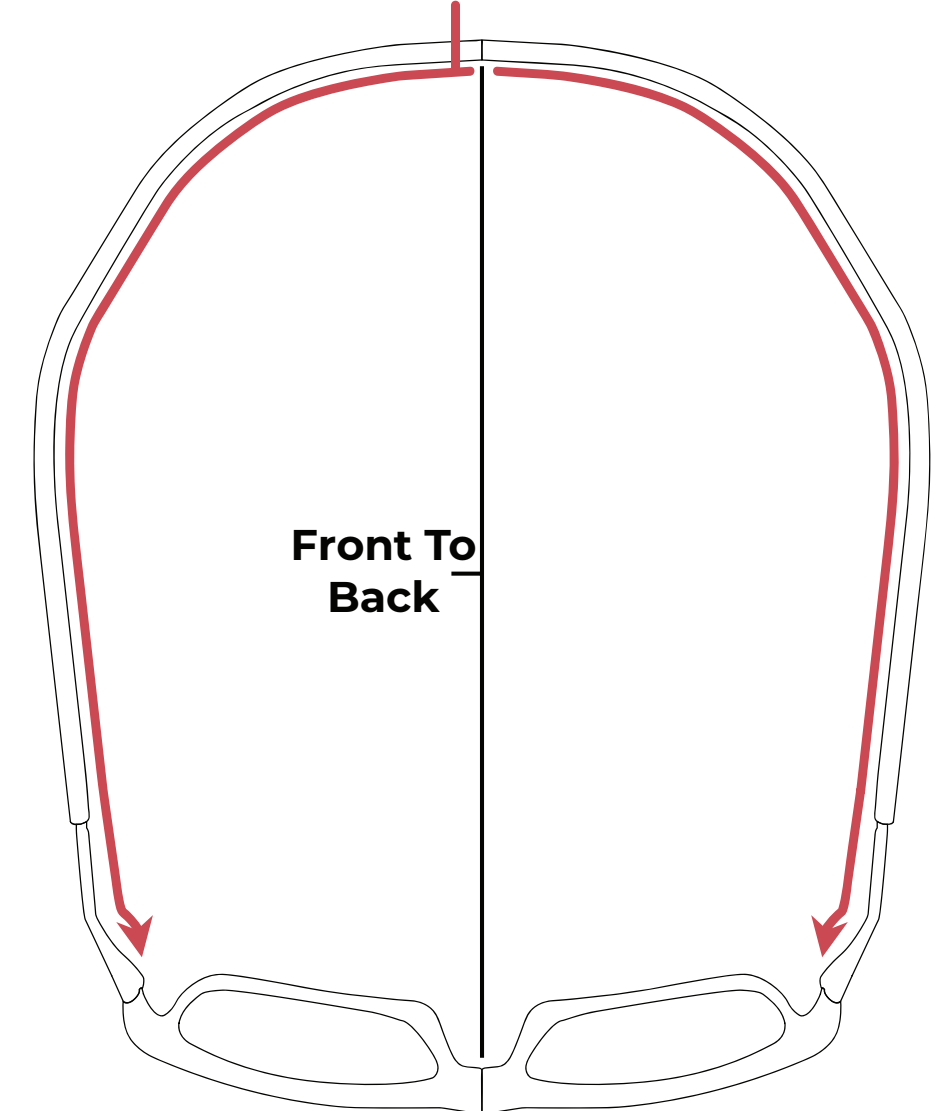
Adjustable Back  
(XXL & WIDE Models ONLY)



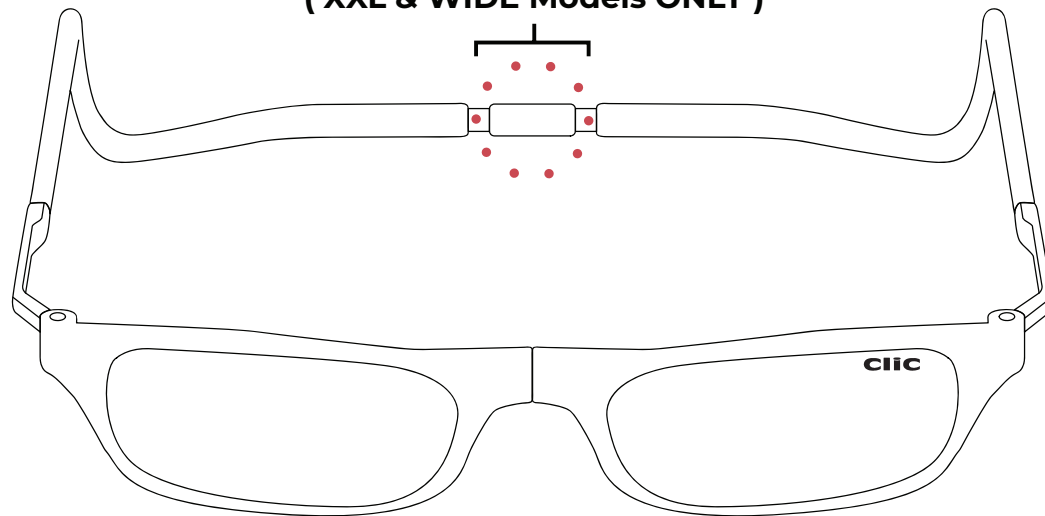
Adjustable Temple Length



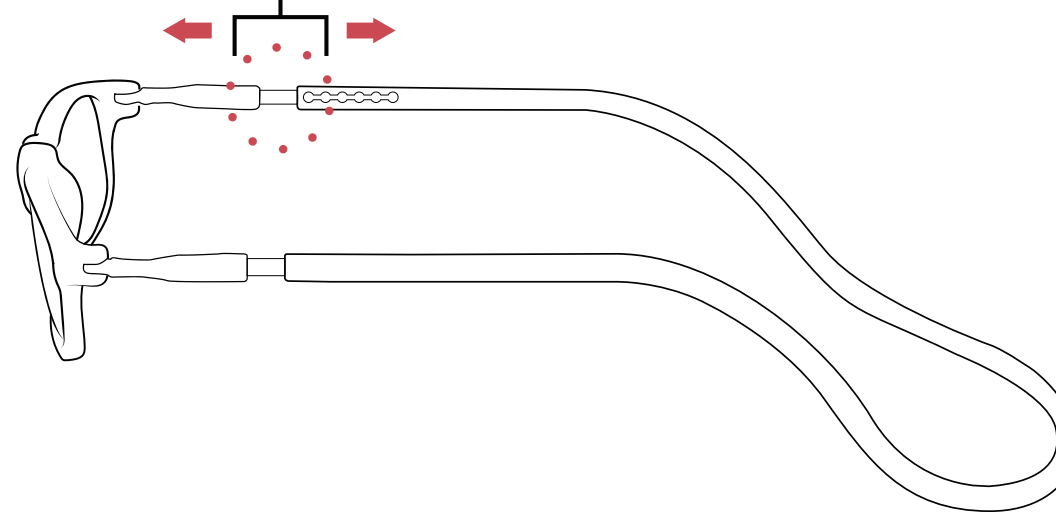
Headband Circumference



Adjustable Back  
(XXL & WIDE Models ONLY)



Adjustable Temple Length



# MODEL GUIDE

---



**ASHBURY**



**ASHBURY WIDE**



**AVIATOR**



**AVIATOR XXL**



**CLASSIC**



**EURO**



**EXECUTIVE**



**EXECUTIVE TUBE**



**EXECUTIVE XL**



**FLEX**



**HALF FRAME**



**HOVEN MEAL  
TICKET**



**HOVEN MONIX**



**KIDS GOGGLE**



**MANHATTAN**



**MEDICAL**



**MONARCH**



**ORIGINAL**



**ORIGINAL LONG**



**ORIGINAL XL**



**ORIGINAL XXL**



**PANTOS TUBE**



**SONOMA**



**SUNGLASS II**



**VINTAGE**



**VINTAGE XXL**